

# Network Impacts on Abortion Access

## 2024 Membership Engagement Survey Data Shareback

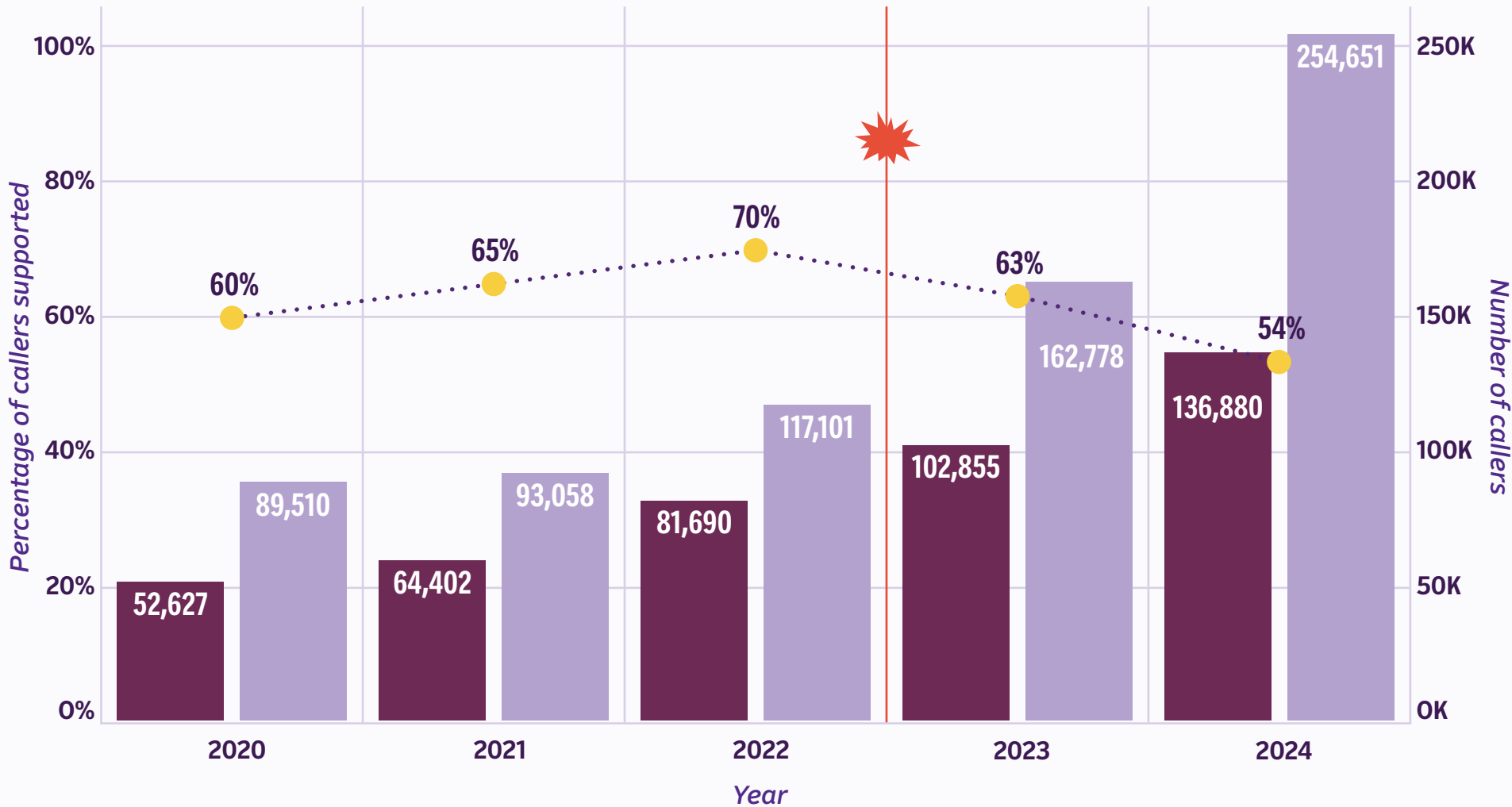
The 2024 Membership Engagement Survey (MES) is based on data collected from fiscal year 2024, from July 2023–June 2024, across 94 funds. NNAF gathers updates and service delivery changes from funds so we understand the network landscape and keep databases

accurate for case managers and people seeking abortions. This data is used by internal staff and across the network, and shared externally with partner organizations, press, and donors. For security, we only share aggregated MES data.

If you have questions about the MES data, contact [membership@abortionfunds.org](mailto:membership@abortionfunds.org).

### Growing Requests Outpace Support

After the *Dobbs* SCOTUS decision in June 2022, funds are stretched thinner than ever, and the need for sustained, increased funding has never been more urgent. As requests surge and logistical challenges grow, funds are struggling to keep pace.



### IN 2024

56%  
MORE REQUESTS  
WERE RECEIVED

+

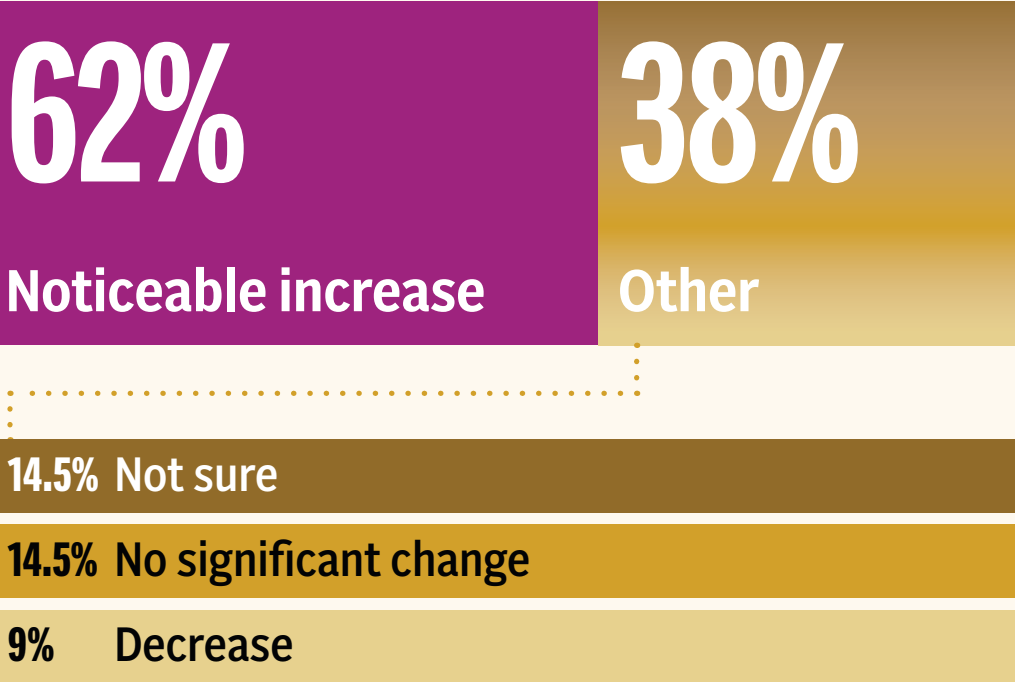
33%  
MORE CALLERS  
GOT SUPPORT

BUT FROM 2022 TO 2024,  
THE PERCENTAGE OF CALLERS  
WHO RECEIVED SUPPORT DROPPED

70% ↘ 54%

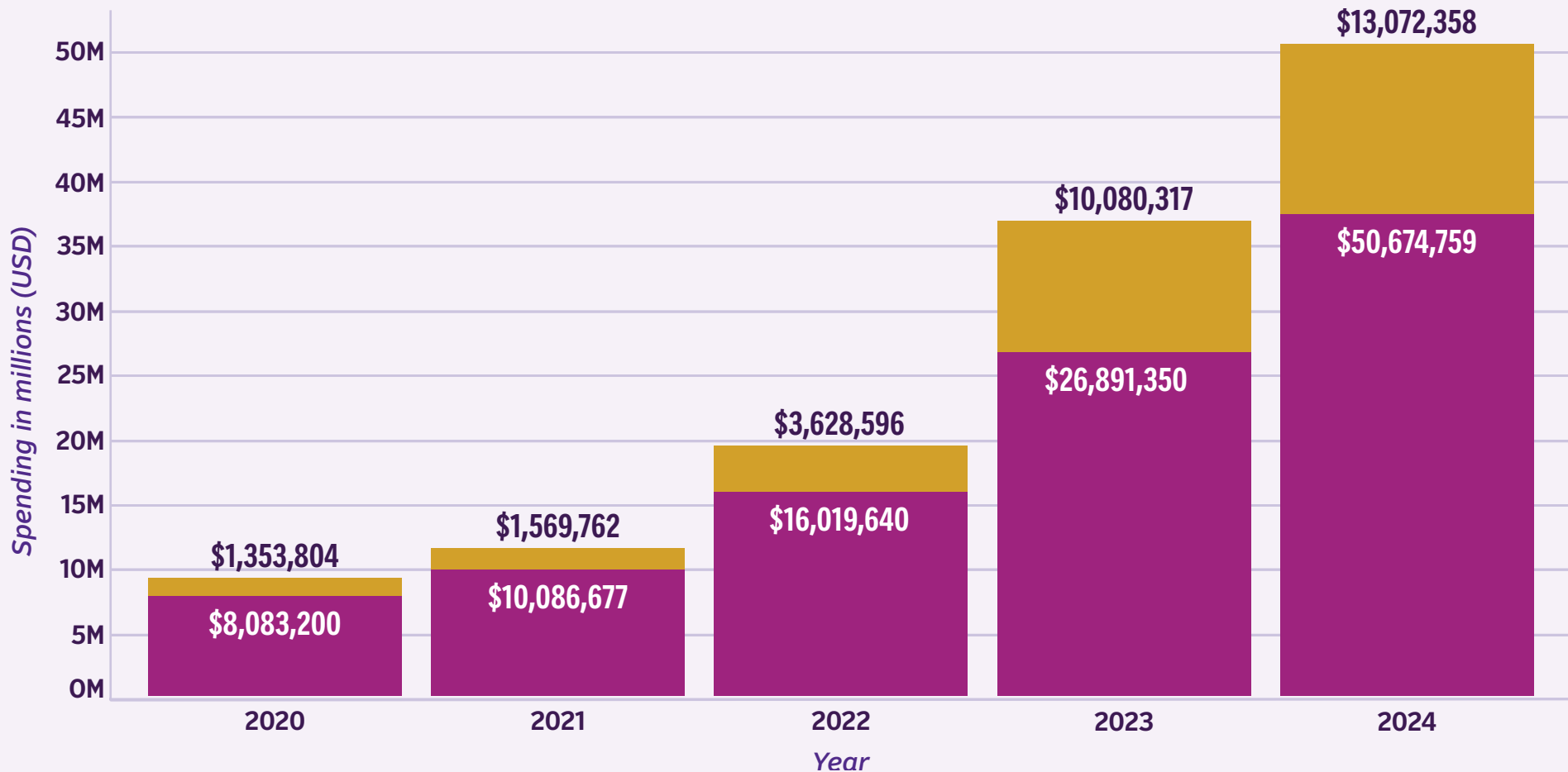
### CALLERS HAVE TO LOOK FARTHER TO ACCESS CARE

Due to bans and restrictions, funds are seeing increased out-of-state callers.



### Funds are Scaling Up, But Abortion is More Expensive Than Ever Before

Because of increased travel needs, abortion funding and practical support costs have increased over the past year. As funds navigate abortion bans and harsher restrictions, both abortion procedures and logistical support are more expensive and complicated for funds to sustain.



### 2022 VS 2024

2X  
SPENT ON  
ABORTION  
FUNDING

3X  
SPENT ON  
PRACTICAL  
SUPPORT

### 2024 BUDGETS

37%  
INCREASE  
FOR ABORTION  
FUNDING

30%  
INCREASE  
FOR PRACTICAL  
SUPPORT

### NOT JUST ABORTIONS

With increased barriers to access, the volume of people needing practical support has skyrocketed.

